



Accelerated[™]
Reader

Croesyceiliog School



A guide to Accelerated
Reader and developing
literacy at home



What is Accelerated Reader?

Accelerated Reader is a reading program that encourages reading and helps develop reading skills.

Students will take a 'Star Reader Test'. This test will assess their reading ability and generate a ZPD number. Students then have to select a book that is within their ZPD; this will ensure the book is appropriate, not too difficult or easy to ensure they make progress.

Once a pupil has read a book, they will take an Accelerated Reader quiz to ensure they have understood it. Students will gain points if they achieve a score over 70%. The more words within the book, the more points they gain.

At the end of every term, students will take a 'Star Reader Test' to track their progress and update their ZPD number.



How will Accelerated Reader work?

Students will read at the start of every English lesson for 15 minutes. They are responsible for bringing their library/own book to lesson.

Every fortnight students will participate in a library lesson during English. This will give them the opportunity to quiz, change and read their book.

Students will have access to our library during break and lunch.

Students are encouraged to read their book at home. The National Literacy Trust recommends that students read 20 minutes a day to develop their reading skill.



What can I do to support my child?

- Have a discussion with them about the book they are currently reading.
- Help them choose a book that you think will interest them. Use the link below to check that the book is part of the Accelerated Reader Program.
<https://www.arbookfind.co.uk/>
- Encourage them to read at home or even read with them.
- Encourage them to take Accelerated Reader quizzes at home (after they have finished a book). They can access their account at home using the link below (unique to the school) <https://ukhosted126.renlearn.co.uk/6719749>
- Praise or reward them for making progress or reading at home.

How to access Accelerated Reader

Accelerated Reader school website:


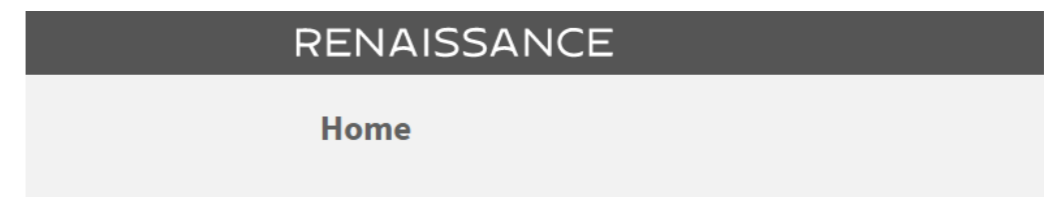
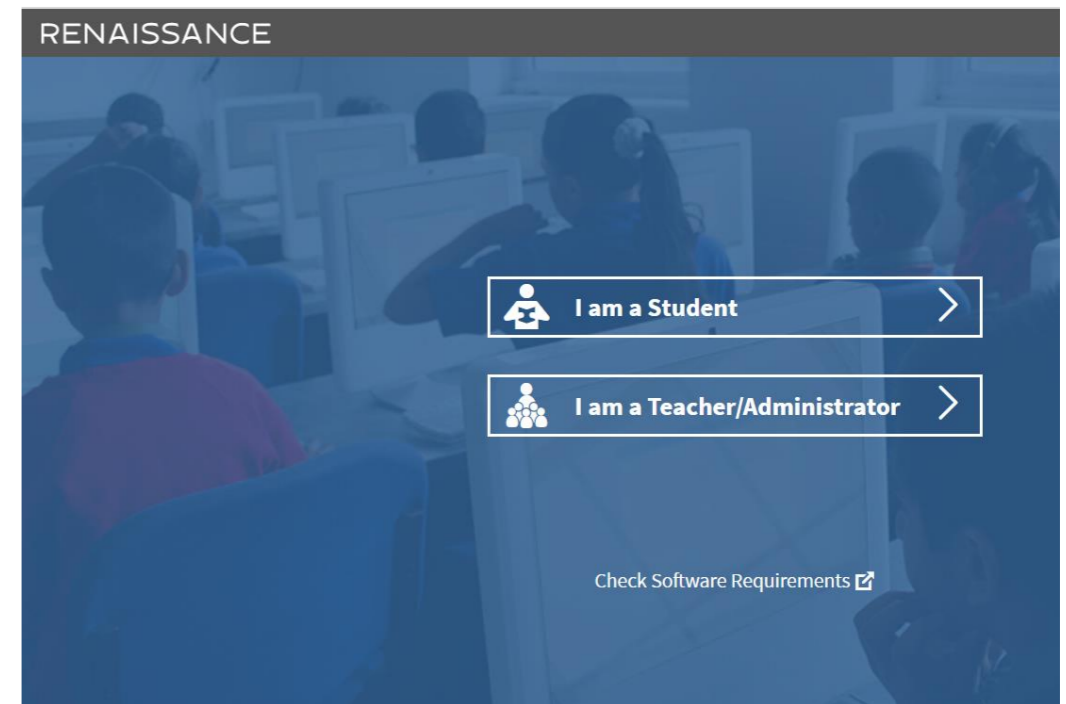
<https://ukhosted126.renlearn.co.uk/6719749>

Pupil usernames use the same format. The first letter of their first name followed by the first four letters of their surname.

Adam Davies = User: ADAVI

All passwords are set to: ABC.

Pupils can take tests for books they have read by clicking on the 'Accelerated Reader' icon and searching for their book. Alternatively you can use the quiz number which can be located in the inside cover of all books.

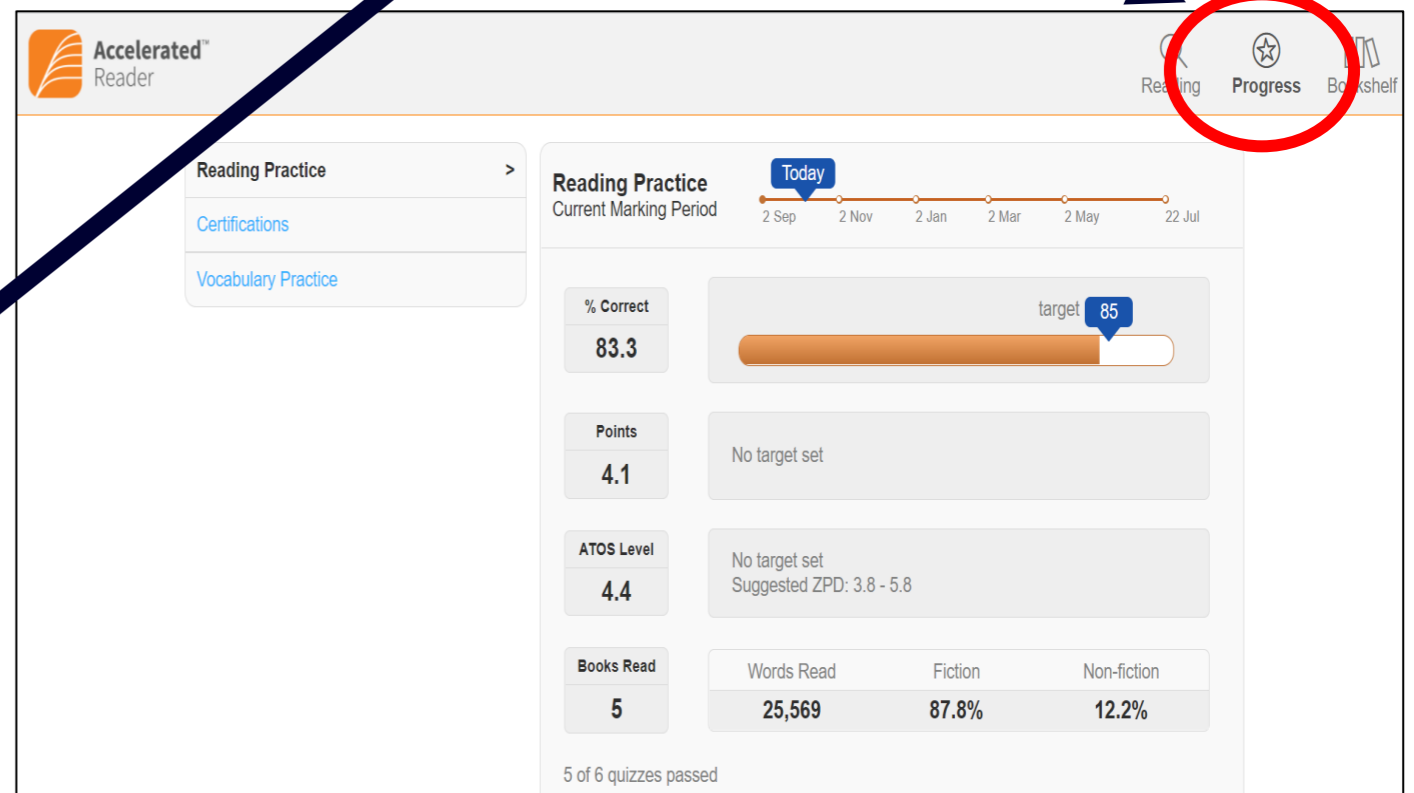
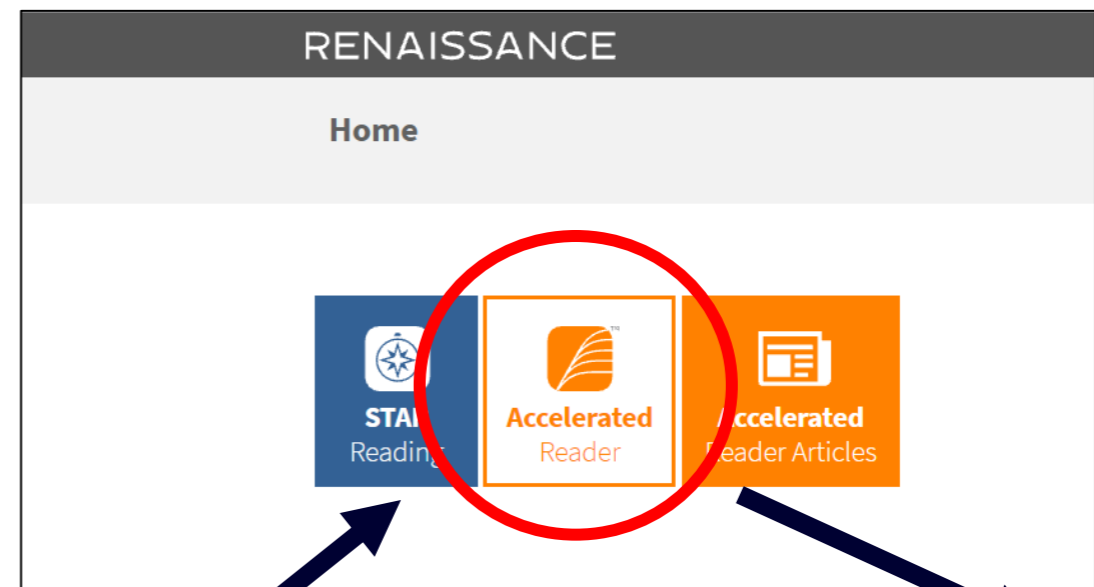


How do I check my child's progress?

The English website will celebrate individual, class and year group achievements. Link below:

<https://sites.google.com/croesyceiliog.org.uk/english>

The amount of books read/tested/word count of individual pupils can be located by accessing a pupils AR account.



Developing literacy at home

Literacy is a person's ability to read, write and speak. These are essential skills and good literacy ensures students are able to flourish and succeed when they leave school.

This guide provides a few simple strategies/tips that parents can use to help pupils with their home/school work.

These include:

- Reading strategies (skimming and scanning).
- Written accuracy.
- Techniques to develop speaking and listening.



Reading skill

SKIMMING

You scan a text to obtain specific information.

You skim a text to obtain the gist (the overall sense) of a piece of writing. Let your eyes skim over the surface of the text and look out for key words while thinking about and clues you have found about the subject.

How?

- Read the **title** - the shortest summary of content.
- Read the **introduction** or the **first paragraph**.
- Read the **first sentence** of every paragraph.
- Read **headings, subheadings, sources** and **illustrations**.
- Look at any **pictures, charts, or graphs**.
- Look for any **italicised, boldface** or **underlined** words or phrases.
- Read the **summary** or **last paragraph**.

We scan through text to locate specific details. Scanning is an extremely important skill as we learn to locate information to provide the answers to questions and help us understand text better.

Reading skill

SCANNING



You scan a text to obtain specific information.

How?

- Focus on the **specific** information you are looking for.
- Try to **anticipate** how the answer will appear and what **clues** you might use to help you locate the answer. For example, if you were looking for a certain date, you would quickly read the paragraph looking only for numbers.
- Use **headings** and any other aids that will help you **identify** which sections of the text might contain the **information** you are looking for.
- Read **selectively** and skip through sections of the text.
- Look for important issues, themes and ideas

We scan through text to locate specific details. Scanning is an extremely important skill as we learn to locate information to provide the answers to questions and help us understand text better.



Writing

How?

- Write in full sentences.
- Use **full stops** and **capital letters** correctly.
- Use a range of **punctuation** correctly.
- Use **paragraphs** to structure writing clearly.
- Learn how to **spell key words** and **technical vocabulary** for each subject.
- Use a **range of sentence structures** where appropriate.
- Use **technical terms** and **vocabulary accurately** for the topic.
- Use **legible handwriting**.
- **Present** work appropriately.
- Read the **success criteria** for each writing task before **planning** the work.
- **Plan** work carefully using a writing frame if provided by the teacher.
- **Proof read** written work to identify technical errors.
- **Redraft** work carefully following any **guidance** provided by the teacher.

Speaking and listening

What can you do?

- **Talk** to your son/daughter about their **school work**.
- Encourage your child to **discuss** events, news, what they have been reading, etc.
- Encourage your child to speak in **full sentences** and to use **Standard English** in appropriate circumstances.
- Ask your son/daughter to **explain** the topics that they are studying in each subject.
- Encourage your son/daughter to use a **speaking frame** in preparation for Speaking and listening tasks if the teacher has provided one.
- Listen to your child when they practise their speaking and listening tasks at home and give **constructive feedback** and **encouragement**.
- Encourage your child to **ask questions** that will allow them to develop their own understanding of a subject or topic.



Speaking and listening is important because it helps you to formulate ideas into clear thought. Accurate use of speech builds confidence and helps to improve the accuracy of writing.